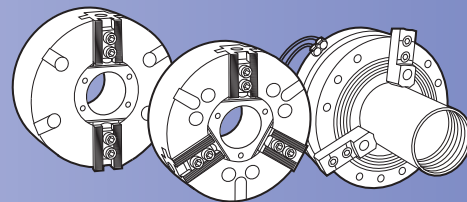


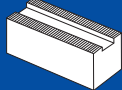
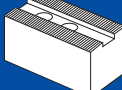
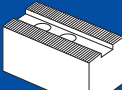
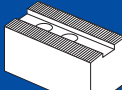
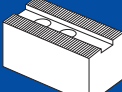
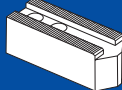


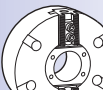
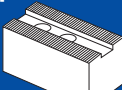
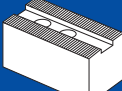
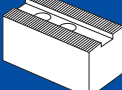
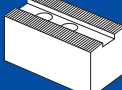


# soft top jaws

steel ■ aluminium

INCH serration  
1/16" x 90° or 3/32" x 90°



SMW-AUTOBLOK Berg Forkardt Röhm Schunk

MAB-D	soft top jaws	16MnCr5	blank w.o. holes	MAB-D blank w.o. holes	MAB-D with holes drilled
MAB-DL	soft top jaws extended versions	16MnCr5	blank w.o. holes		
MAB-D	soft top jaws (Bolt pattern to customer request)	16MnCr5	with holes drilled	Page 7	Page 7
MWB-D	soft top jaws	16MnCr5	standard	MWB-D tall	MWB-DA aluminium
MWB-DA	alum.-top jaws	aluminium F50			
				Page 8	Page 10
LWB-D	soft top jaws	16MnCr5	low profile	LWB-D low profile	
					
				Page 12	
AWB-D	soft top jaws	16MnCr5	tipped	AWB-D tipped	
					
				Page 14	
SBS-D	soft pie jaws	16MnCr5		SBS-D	SBA-D aluminium
SBA-D	alum. pie jaws	aluminium F50			
				Page 16	Page 18
MAB-D	soft top jaws 2 jaw chuck	16MnCr5		MAB-D 2 pieces/set	
					
				Page 20	
WBSA-D	soft top jaws for SMW-AUTOBLOK-chucks	C45 (flame hardenable)		WBSA-D	
					
				Page 21	
WBB-D	soft top jaws for Berg-chucks type KH	16MnCr5		WBB-D Berg KH	WBR-D
WBR-D	soft top jaws for Röhm-chucks type KFD-HS Schunk-chucks type HSG				
				Page 22	Page 22
WBC-D	soft top jaws for pneumatic front-end chucks			MWB-D, WBC-D WBCL-D	
					
				Page 23	



**safety advise:**

Top jaws are safety components, which can enter high load depending on their use.

Max grip forces and speeds must not be exceeded at any time.

For safety reasons all jaws as well as all T-nuts and bolts must be checked for damage and cracks.

smwautoblok@smwautoblok.ru  
www.smwautoblok.ru