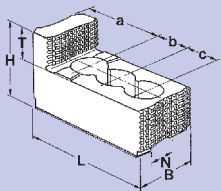


BIG BORE® ES

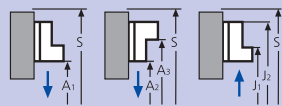
дюймовое
зубчатое соединение

- накладные кулачки
- сухари

GUB каленые оборотные накладные кулачки

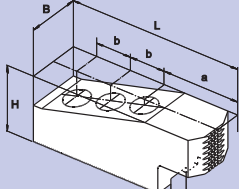


диапазон зажима

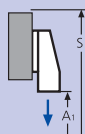


патрон	BB-N ES 400-140	BB-N ES 460-181	BB-N ES 500-205	BB-N ES 500-230 BB-N ES 600-275	BB-N ES 630-325	BB-N ES 850-375	BB-N ES1000-560
кулачки	MHB-D 500	GUB 500	GUB 500	GUB 500	GUB 630	GUB 800	GUB 800
ид. No.	12084546	12084546	12084546	12084546	12086446	12088046	12088046
B	60	55	55	55	75	75	75
H	75	73	73	73	85	85	85
L	140	145	145	145	160	220	220
T	2 x 19	32	32	32	30	30	30
N	25.5	25.5	25.5	25.5	30	30	30
зубч.соед.	3/32" x 90°	3/32" x 90°	3/32" x 90°	3/32" x 90°	3/32" x 90°	3/32" x 90°	3/32" x 90°
a	46	46	46	46	30	51	51
b	38	38	38	38	50	62	62
c	38	38	38	38	50	62	62
кг/компл	6.6	6.6	6.6	6.6	13.5	19.5	19.5
A1	78-264	113-270	175-388	200-388	295-500	320-610	470-760
A2	125-310	160-315	225-435	250-435	295-500	330-620	480-770
A3	310-495	345-500	410-620	435-620	495-700	590-865	745-1030
J1	-	-	-	-	-	-	-
J2	-	-	-	-	-	-	-
S	635	640	765	765	870	1070	1250

GAB каленые накладные кулачки

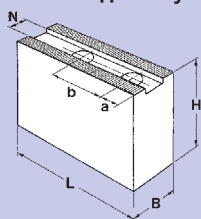


диапазон зажима

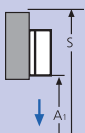


патрон	BB-N ES 400-140	BB-N ES 460-181	BB-N ES 500-205	BB-N ES 500-230 BB-N ES 600-275	BB-N ES 630-325	BB-N ES 850-375	BB-N ES1000-560
кулачки	GAB 500	GAB 500	GAB 500	GAB 500	GAB 630	GAB 800	GAB 800
ид. No.	12085146	12085146	12085146	12085146	12086546	12089046	12089046
B	55	55	55	55	75	75	75
H	73	73	73	73	82	82	82
L	195	195	195	195	245	320	320
N	25.5	25.5	25.5	25.5	30	30	30
зубч.соед.	3/32" x 90°	3/32" x 90°	3/32" x 90°	3/32" x 90°	3/32" x 90°	3/32" x 90°	3/32" x 90°
a	96	96	96	96	113	165	165
b	38	38	38	38	50	60	60
c	38	38	38	38	50	60	60
кг/компл	16.5	16.5	16.5	16.5	31.5	40.5	40.5
A1	25-160	60-165	75-290	100-290	130-335	95-385	245-535
S	635	640	765	765	870	1060	1210

WBSA-D/WBC-D мягкие накладные кулачки



диапазон зажима



патрон	BB-N ES 400-140	BB-N ES 460-181	BB-N ES 500-205	BB-N ES 500-230 BB-N ES 600-275	BB-N ES 630-325	BB-N ES 850-375	BB-N ES1000-560
кулачки	WBSA-D 500	WBSA-D 500	WBSA-D 500	WBSA-D 500	WBC-D 630	WBC 800	WBC-D 800
ид. No.	12075050	12075050	12075050	12075050	12076440	12078040	12078040
B	60	60	60	60	80	80	80
H	60	60	60	60	80	80	80
L	170	170	170	170	240	320	320
N	25.5	25.5	25.5	25.5	30	30	30
зубч.соед.	3/32" x 90°	3/32" x 90°	3/32" x 90°	3/32" x 90°	3/32" x 90°	3/32" x 90°	3/32" x 90°
a	69	69	69	69	110	165	165
b	38	38	38	38	50	60	60
кг/компл	3.6	3.6	3.6	3.6	11	15	15
A1	35-220	70-225	130-335	155-335	135-340	95-385	245-535
S	590	595	720	720	865	1060	1210

