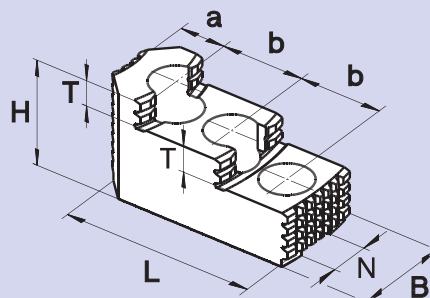




Hard top jaws, soft top jaws

- Inch serrated
- Metric serrated
- Tongue & groove

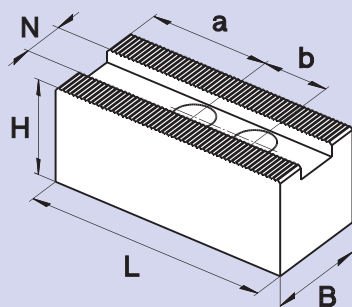


Inch serrated hard top jaws "D"

■ If high concentricity is required jaws have to be ground on the chuck at clamping pressure

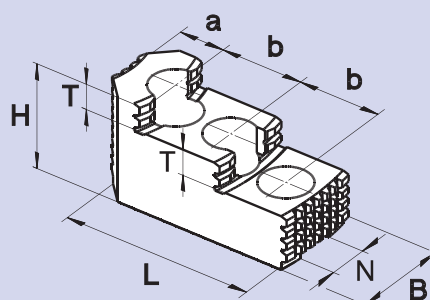
Id. No.*	Serration inch	B mm	H mm	L mm	N mm	T mm	a mm	b mm	Mass kg/jaw
12081306	1/16" x 90°	30	34	58	12	8.5	13	16	0.2
12081636	1/16" x 90°	34	39	65	14	10	18	16.5	0.3
12082036	1/16" x 90°	40	45	82	17	10.5	19	23	0.57
12082626	1/16" x 90°	45	56	100	17	15.5	23	30	0.85
12083036	1/16" x 90°	45	56	105	21	13.5	26	30	0.95
12084006	1/16" x 90°	55	73	120	21	22	30	34	1.70
12085046	3/32" x 90°	55	73	145	25.5	32	46	38	2.2
12084546	3/32" x 90°	60	75	140	25.5	19	38	38	2.5
12086346	3/32" x 90°	70	75	145	25.5	32	46	38	3

* The number refers to a set of 3 jaws; for the set of 4 jaws the final number is not 6 but 8



Inch serrated soft blank top jaws "D"

Id. No.	Serration inch	B mm	H mm	L mm	N mm	a mm	b mm	Mass kg/jaw
12071300	1/16" x 90°	30	30	60	12	29	16	0.3
12071680	1/16" x 90°	30	35	70	14	38	16.5	0.42
12072130	1/16" x 90°	35	40	90	17	47	23	0.85
12072620	1/16" x 90°	40	45	110	17	60	30	1.23
12072500	1/16" x 90°	45	45	110	21	60	30	1.25
90072500	1/16" x 90°	60	60	120	25.5	64	34	2.6
12073000	1/16" x 90°	50	50	125	21	73	30	1.85
12074030	1/16" x 90°	60	60	140	21	81	34	3.2
12074040	3/32" x 90°	60	60	140	25.5	75	38	3.2
12075050	3/32" x 90°	60	60	170	25.5	105	38	3.6
12075040	3/32" x 90°	75	75	160	25.5	97	38	5.5
12075140	3/32" x 90°	60	60	205	25.5	104	38	4.5

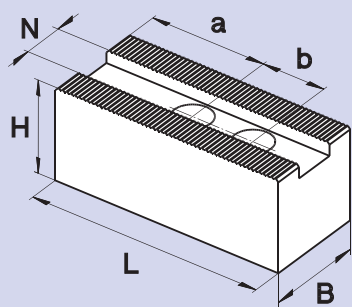


Metric serrated hard top jaws "M"

■ If high concentricity is required jaws have to be ground on the chuck at clamping pressure

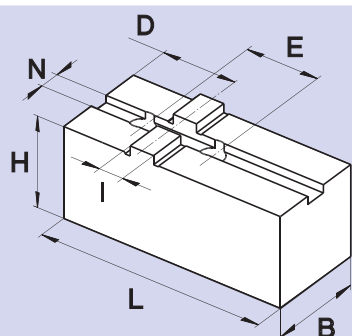
Id. No.*	Serration mm	B mm	H mm	L mm	N mm	T mm	a mm	b mm	Mass kg/jaw
12081307	1.5 x 60°	30	34	58	12	8.5	13	16	0.2
12081627	1.5 x 60°	34	39	67	12	10	14	20	0.31
12082127	1.5 x 60°	40	45	86	14	10.5	19	25	0.60
12082627	1.5 x 60°	45	56	100	16	15.5	23	30	0.85
12083037	1.5 x 60°	45	56	105	21	13.5	26	30	0.95
12084007	1.5 x 60°	55	73	120	21	22	30	34	1.70
12084047	1.5 x 60°	55	73	145	25.5	32	46	38	2.2
12084527	1.5 x 60°	60	75	140	22	19	38	38	2.5

* The number refers to a set of 3 jaws; for the set of 4 jaws the final number is not 7 but 9



Metric serrated soft blank top jaws "M"

Id. No.	Serration mm	B mm	H mm	L mm	N mm	a mm	b mm	Mass kg/jaw
12071301	1.5 x 60°	30	30	60	12	29	16	0.3
12071621	1.5 x 60°	30	35	70	12	34	20	0.42
12072121	1.5 x 60°	35	40	90	14	47	25	0.85
12072621	1.5 x 60°	45	45	110	16	60	30	1.3
12073001	1.5 x 60°	50	50	125	21	73	30	1.85
12074021	1.5 x 60°	60	60	140	22	75	38	3.2
12074031	1.5 x 60°	60	60	140	21	81	34	3.2
12074041	1.5 x 60°	60	60	140	25.5	75	38	3.2



Tongue & groove soft blank top jaws "C"

■ American Standard Tongue & groove

Id. No.	B mm	H mm	L mm	N mm	D mm	E mm	I mm	Mass kg/jaw
12041660	30	32	80	7.94	30	38.1	12.68	0.58
12042060	35	37	100	7.94	35	44.4	12.68	0.92
12042560	45	42	120	12.70	42	54	19.03	1.25
12043060	50	47	140	12.70	50	63.5	19.03	2.15
12044050	60	55	165	12.70	60	76.2	19.03	3.6
12045050	75	70	165	12.70	60	76.2	19.03	5.5